
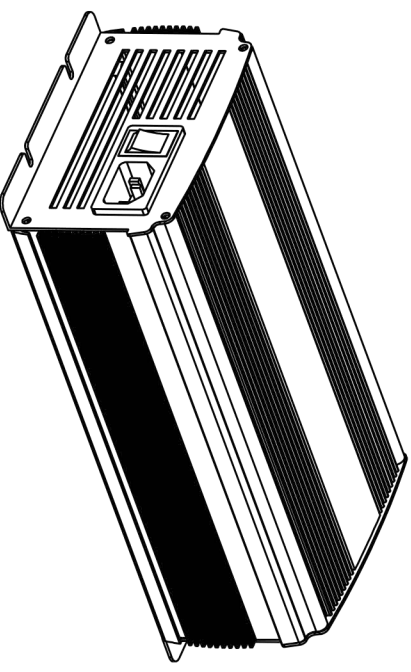
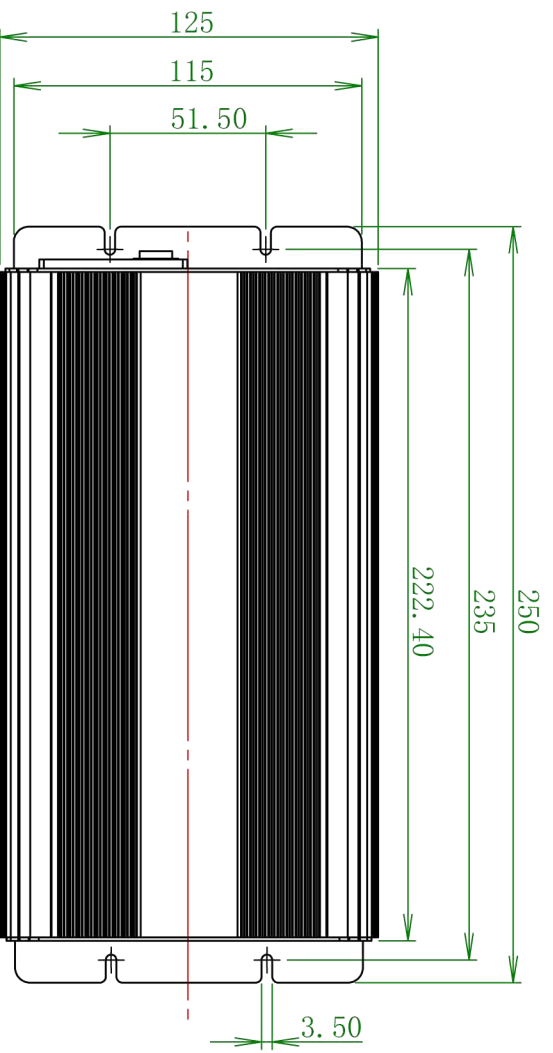
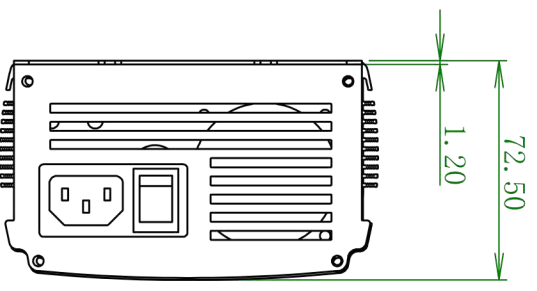


**L500-24F (28.8V 12.0A) 8S Li-Fe Battery Charger**

Item	Specification	Remark
1.Input		
Rating input voltage	100~240Vac 50/60Hz	
Input voltage range	90~264Vac	
Rating input current	5.5Arms	Input:100V Output:Full load
Max input power	550W	Input:100V Output:Full load
2.Output		
No load output voltage	DC1.65V	
Output voltage range	DC20.0~28.8V	
Suit with battery type	8S LiFePO4 battery	
Charging current	12.0A ±10%	
Charging voltage CV (H)	DC28.8V ±1%	
Charge-end current	≤0.6-1.6A	
Timer	Single battery voltage>After 4V, Timing 5 hours	
Max output power	345.6W	
Ripple voltage	≤288mV	Full load
Charging LED	Red:Charging	
	Green:Full charge or idle	
Shorted	Yes	
Reversed	Yes	
Efficiency	≥87%	Full load @220V
3. Environment		
Operate temperature	-10 ~ +40℃	
Operate humidity	< +90%	Relative humidity
Storage temperature	-40 ~ +70℃	
Storage humidity	0 ~ +95%	Relative humidity
Cooling	Natural	
Vibration resistance	5MM/50HZ/600S	Non-operating condition
Impact resistance	1 meter drop test 3 times	Non-operating condition
4.Mechanical		
Weight	1.2Kg	
Size	250X125X72MM	Casing only
Connector	Refer to order	
5.Safety		
Max. temperature rise	< 40℃ on casing	
Safety approval	CE/PSE	
MTBF	30000H	
ESD	8.0KV	
Hi-Pot Insulation	i/p to o/p: 3000V (1 min)	

CUSTOMER REV	REV	ZONE	DESCRIPTION	CHA BY/DATE	APP BY/DATE

TOLERANCE FOR METAL	
DIVISION DIMENSION	TOLERANCE
-10	±0.08
10-30	±0.11
30-50	±0.13
50-80	±0.15
80-120	±0.18
120-180	±0.20
180-250	±0.25
250-400	±0.30



深圳市谷润数字电源有限公司

PART NO.:	TITLE:	MATL:
CUSTOMER P/N:	MODEL:	WEIGHT:
PROCESS	DES BY:	TEXTURE
HARDNESS	CHECK BY:	NO.
HARDEN DEPTH	APP BY:	SCALE:
		DATE:
	CAD FILE:	
	COLOR:	
	FINISH/TREATMENT:	

500W

Paper Size: A4



Fit